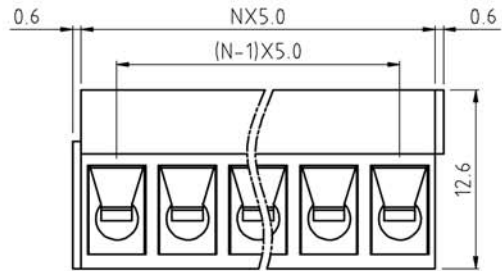
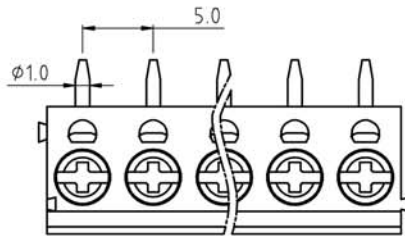
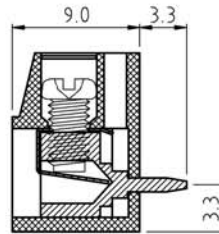


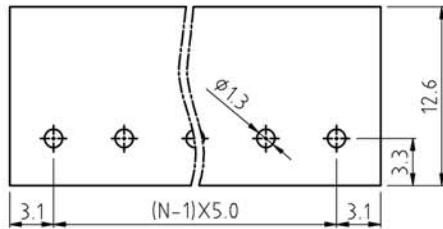
SIGN	DESCRIPTION	DATE	APPROVER



N=Number of contacts



P.C.B. LAYOUT



Technical Data:

Material:

Terminal: Copper Alloy Tin plated
 screw: Steel galvanized with Cr3+ plated
 Wire guard: Stainless steel
 Insulator body(housing): Polyamide(UL94V-0)

Electrical

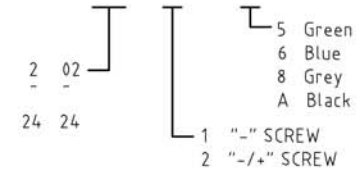
Voltage rating: 250VAC
 Current rating: 15 Amps/way max
 Contact resistance: 20mΩ(max)
 Withstanding Voltage: 2500VAC(1min) Test time=60sec/1pcs
 Wire range: 14-24AWG

Mechanical:

Torque: 4.0kgf.cm/M3.0
 Operating temperature: -40°C to +105°C
 Soldering reliability:
 Test temperature= 250°C±10°C
 5 seconds max

Ordering Information:

F11 - 8 - 5 XX - X 0 0 X 0



WELINK 上海拓尔普电子科技有限公司
 Welink International Co., LTD.

TOLERANCE	APPROVED:	NAME: F11 - 8 pitch 5.0mm
X: ±0.50	CHECKED:	- series
X.X ±0.30	DRAWN: Yang Ming 2012.06.20	
X.XX ±0.20	UNITS: mm	PART NO: F1185XX200X0
X° ±1°	SCALE: 3 / 1	REV: A
		PAGE: 1 / 1
		DWG NO: 9F1185001A