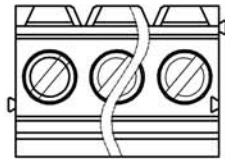
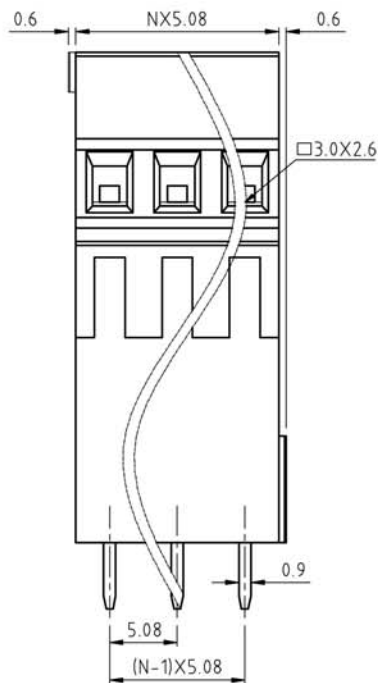


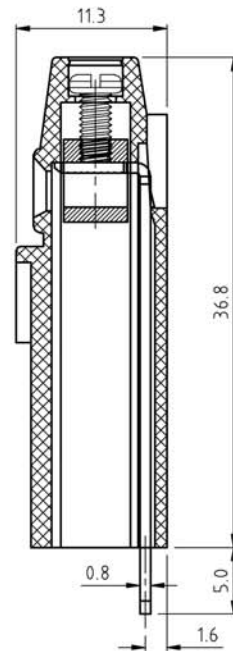
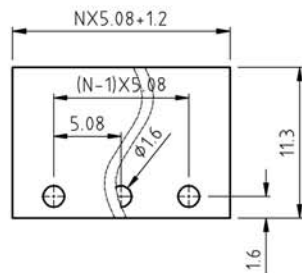
SIGN	DESCRIPTION	DATE	APPROVER



N=Number of contacts



P.C.B LAYOUT



Technical Data:

Material:

Contact(metal housing): Copper Alloy with Ni plated  
Terminal screw: Steel galvanized with Cr3+ plated  
Solder Pin: Copper Alloy with Tin plated  
Insulator body(housing): Polyamide(UL94V-0)

Electrical

Voltage rating: 300VAC  
Current rating: 16 Amps/way max  
Contact resistance: 20mΩ(max)  
Withstanding Voltage: 2500VAC(1min) Test time=60sec/1pcs  
Wire range: 12-30AWG

Mechanical:

Torque: 4.5kgf.cm/M2.5  
Operating temperature: -40°C to +105°C  
Soldering reliability:  
Test temperature= 250°C±10°C  
5 seconds max

Ordering Information:

F35-3-E XX-X X 0 X 0

- 2 02
- 4 04
- 24 24
- 5 Green
- 6 Blue
- A Black
- 0 180°
- 1 90°
- 1 "-"Screw
- 2 "-/+Screw

**WELINK** 上海拓尔普电子科技有限公司  
Welink International Co.,LTD.

TOLERANCE	APPROVED:	NAME:
X ±0.50	CHECKED:	F35-3 Pitch5.08mm series
X.X ±0.30	DRAWN: Yang Ming 2012,11,20	
X.XX ±0.20	UNITS: mm REV: A	PART NO: F353EXX10X0
X° ±1°	SCALE: 2.5 / 1 PAGE: 1 / 1	DWG NO: 9F353E001A