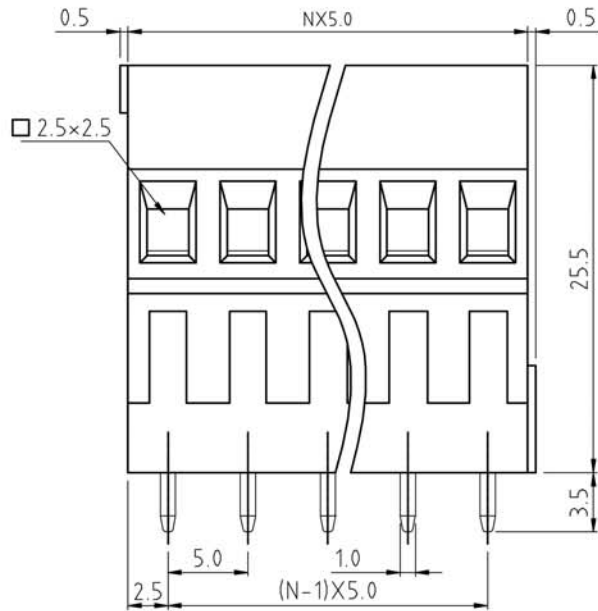
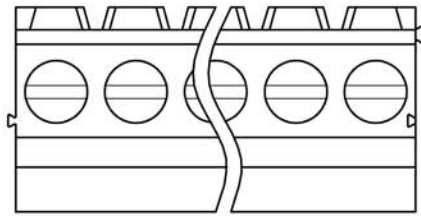
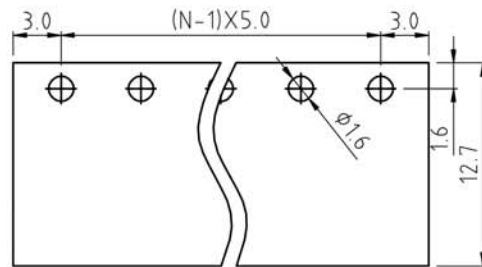


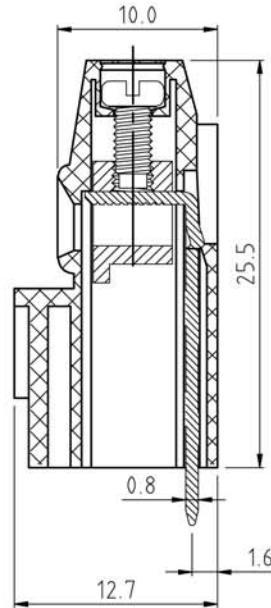
SIGN	DESCRIPTION	DATE	APPROVER



N=Number of contacts



P.C.B LAYOUT



Technical Data:

Material:

Contact(metal housing): Copper Alloy with Ni plated
Terminal screw: Steel galvanized with Cr3+ plated
Solder Pin: Copper Alloy with Tin plated
Insulator body(housing): Polyamide(UL94V-0)

Electrical

Voltage rating: 300VAC
Current rating: 16 Amps/way max
Contact resistance: 20mΩ(max)
Withstanding Voltage: 2500VAC(1min) Test time=60sec/1pcs
Wire range: 12-30AWG

Mechanical:

Torque: 4.5kgf.cm/M2.5
Operating temperature: -40°C to +105°C
Soldering reliability:
Test temperature= 250°C±10°C
5 seconds max

Ordering Information:

F35-2-5 XX-X 0 X 0

- 2 02
- 4 04
- 24 24
- 5 Green
- 6 Blue
- A Black
- 0 180°
- 1 90°
- 1 "-"Screw
- 2 "-/+Screw

WELINK 上海拓尔普电子科技有限公司
Welink International Co.,LTD.

TOLERANCE	APPROVED:	NAME:
X ±0.50	CHECKED:	F35-2 Pitch5.0mm series
X.X ±0.30	DRAWN: Yang Ming 2012,06,20	
X.XX ±0.20	UNITS: mm	REV: A
X° ±1°	SCALE: 3 / 1	PAGE: 1 / 1
		PART NO: F3525XX000X0
		DWG NO: 9F3525001A