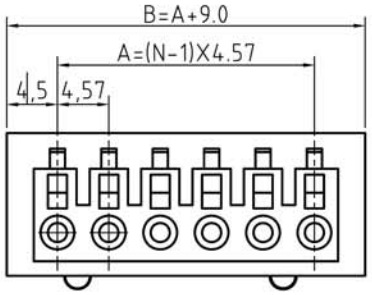

N=Number of contacts

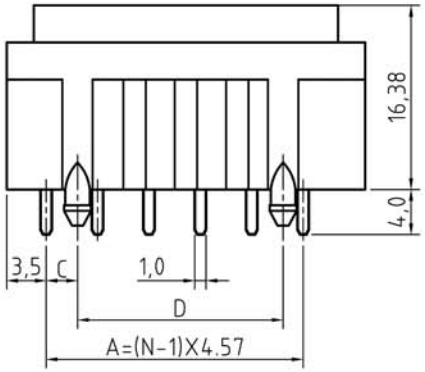

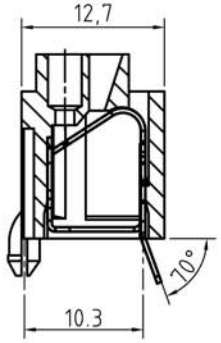

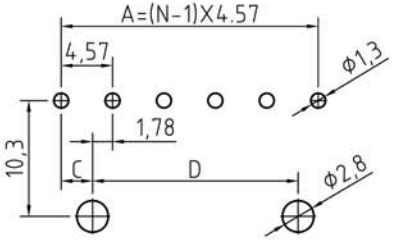

PCB. LAYOUT

Technical Data:

Material:

Contact(metal housing): Copper Alloy
Surface of solder tail: Tin plated
Insulating body(housing): Polyamide
(Glass filled)(UL94V-0)

Electrical

Voltage rating: 300VAC
Current rating: 5 Amps/way max
Contact resistance: 20mΩ(max)
Insulation resistance: 2500MΩmin.
Wire range: 16~20AWG

Mechanical:

Wire retention force: 3~5kg
Operating temperature: -40°C to +105°C

Ordering Information:

F53-51-R XX-0 0 X 0

02 To 24 — 2Pin To 24Pin

5 Green
9 White
A Black

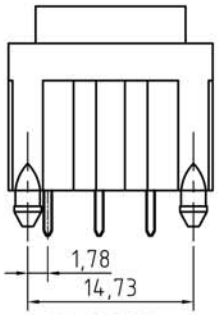

03-POLE

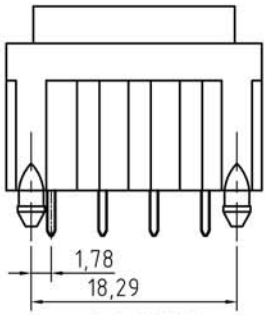

04-POLE

NO OF POS	DIM A	DIM B	DIM C	DIM D
3	9.14	18.14	N/A	14.73
4	13.71	22.71	N/A	18.29
5	18.28	27.28	2.79	18.29
6	22.85	31.85	2.79	18.29
7	27.42	36.42	7.37	18.29
8	31.99	41.00	7.37	18.29
9	36.56	45.57	11.94	18.29
10	41.13	50.14	11.94	18.29

WELINK 上海拓尔普电子科技有限公司
Welink International Co.,LTD.

TOLERANCE
X. ±0.50
X.X ±0.30
X.XX ±0.20
X° ±1°

APPROVED:		NAME:	F53-51 - pitch 4.57mm - series
CHECKED:			
DRAWN: Yang Ming 2011,11,10			
UNITS: mm	REV: A	PART NO:	F5351RXX00X0
SCALE: 2 / 1	PAGE: 1 / 1	DWG NO:	9F5351001A