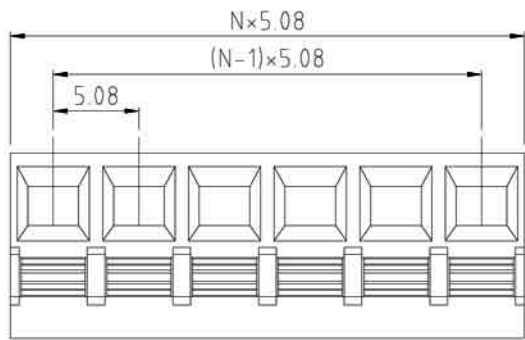
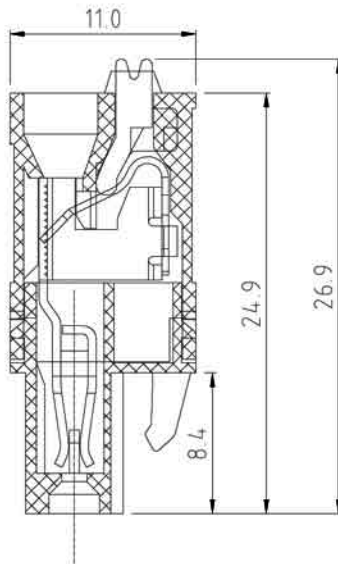
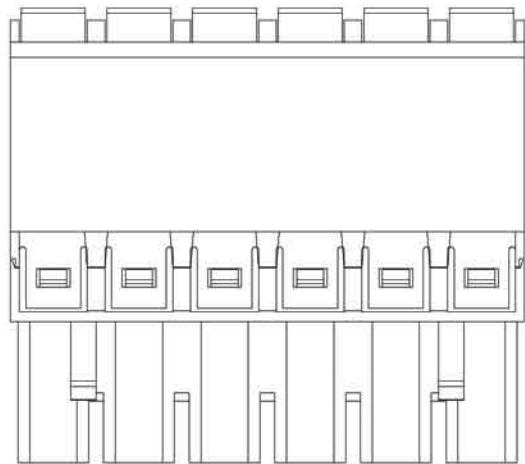


1	2	3	4	5
			SIGN	DATE
			DESCRIPTION	APPROVER



N=Number of contacts



Technical Data:

Material:

Terminal: Copper Alloy Tin plated

Wire guard: Stainless steel

Insulator body(housing): Polyamide(UL94V-0)

Electrical:

Voltage rating: 300VAC

Current rating: 16 Amps/way max

Contact resistance: 20mΩ (max)

Withstanding Voltage: 2500VAC(1min) Test time=60sec/1pcs

Wire range: 12-26AWG

Mechanical:

Operating temperature: -40°C to +105°C

Soldering reliability:

Test temperature= 250°C±10°C

5 seconds max

Ordering Information:

F75-L-E XX-0 0 0 X 0 0 0 0

2 02

5 Green

- -

6 Blue

24 24

WELINK 上海拓尔普电子科技有限公司
 Welink International Co.,LTD.

TOLERANCE X ±0.50 X.X ±0.30 X.XX ±0.20 X° ±1°	APPROVED:	NAME: F75-L -Pitch 5.08mm -Series
	CHECKED:	
	DRAWN: Ling Yu 2014,09,05	
UNITS: mm	REV: A	PART NO: F75LEXX000X0000
SCALE: 3/1	PAGE: 1/1	DWG NO: 9F75LE001A