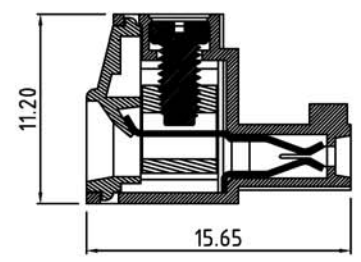
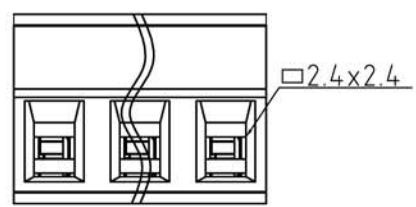
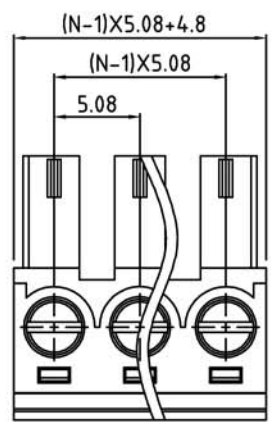


SIGN	DESCRIPTION	DATE	APPROVER



N=Number of contacts

Technical Data:

Material:

- Contact(metal housing): Copper Alloy with Ni plated
- Terminal screw: Steel galvanized with Cr3+ plated
- Wire guard: Copper Alloy, Tin plated.
- Insulator body(housing): Polyamide(UL94V-0)

Electrical

- Voltage rating: 300VAC
- Current rating: 12 Amps/way max
- Contact resistance: 20mΩ(max)
- Withstanding Voltage: 2500VAC(1min) Test time=60sec/1pcs
- Wire range: 12-24AWG

Mechanical:

- Torque: 4.0kgf.cm/M2.5
- Operating temperature: -40°C to +105°C
- Soldering reliability: Test temperature= 250°C±10°C 5 seconds max

Ordering Information:

F73-3-E XX-X 0 X X 0 -0 0 0

- 2 02
-
- 24 24
- 5 Green
- 6 Blue
- 8 Grey
- 9 White
- A Black
- 1 With flange
- 2 Without flange

- 1 "-" SCREW
- 2 "-/+" SCREW

WELINK 上海拓尔普电子科技有限公司
Welink International Co., LTD.

TOLERANCE X. ±0.50 X.X ±0.30 X.XX ±0.20 X° ±1°	APPROVED:	NAME: F73-3 Pitch 5.08mm -seriec Without flange
	CHECKED:	
	DRAWN: Liren 2017.01.02	
	UNITS: mm	REV: A
	SCALE: 3 / 1	PAGE: 1 / 1
		PART NO: F733EXX102X0000
		DWG NO: 9F733E001A