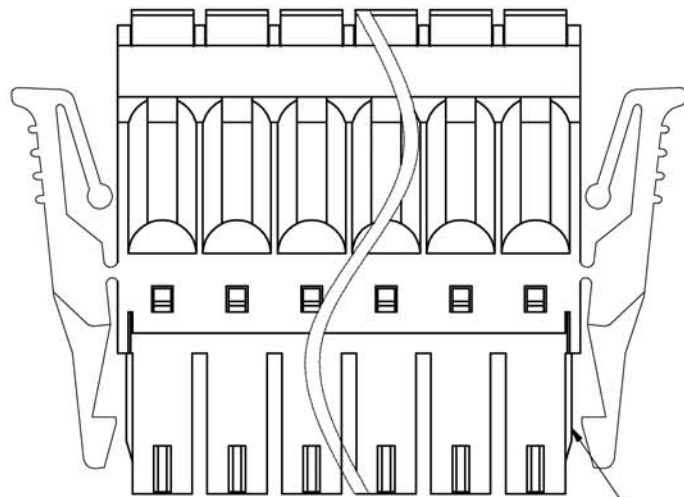
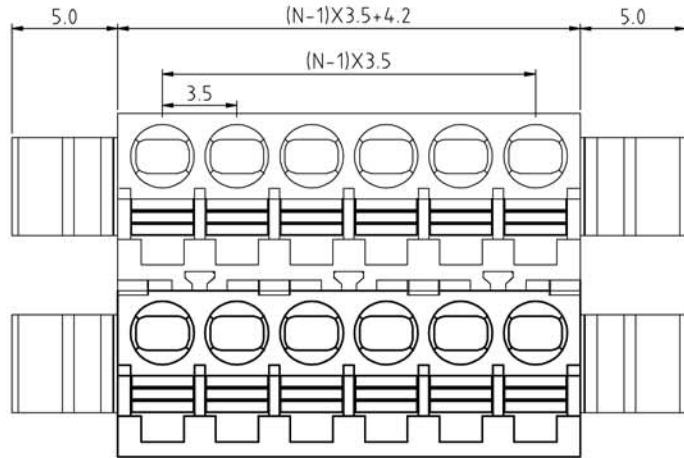
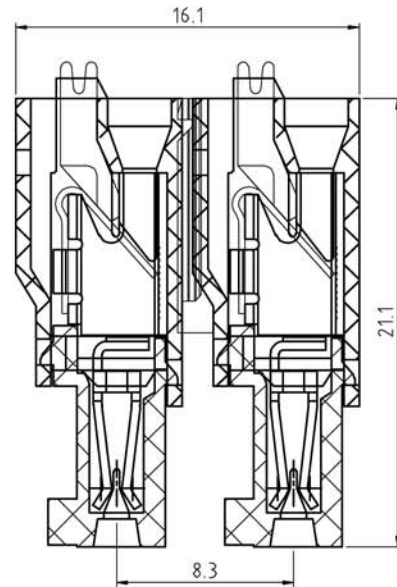


SIGN	DESCRIPTION	DATE	APPROVER



2p to 6p with wedge, above 7p
without wedge (including 7p)

N=Number of contacts



Technical Data:

Material:

terminal: Copper Alloy with Tin plated
Spring Clamp: Stainless steel
Insulator body (housing): Polyamide (UL94V-0)

Electrical

Voltage rating: 300VAC
Current rating: 12 Amps/way max
Contact resistance: 20mΩ(max)
Withstanding Voltage: 2500VAC(1min) Test time=60sec/1pcs
Wire range: 16-24AWG

Mechanical:

Operating temperature: -40°C to +105°C
Soldering reliability:
Test temperature= 250°C±10°C
5 seconds max

Ordering Information:

F73 - V - 3 XX - 0 0 3 X 0 000

2 02
- -
24 24

5 Green
6 Blue
8 Grey
A Black

WELINK 上海拓尔普电子科技有限公司
Welink International Co., LTD.

TOLERANCE	APPROVED:	NAME:
X ±0.50	CHECKED:	F73 - V - pitch 3.5mm
X.X ±0.30	DRAWN: TONY	- series 有耳卡钩
X.XX ±0.20	2017.07.10	
X° ±1°	UNITS: mm	REV: A
⊕	SCALE: 4 / 1	PAGE: 1 / 1
		PART NO: F73V3XX003X0000
		DWG NO: 9F73V3301A