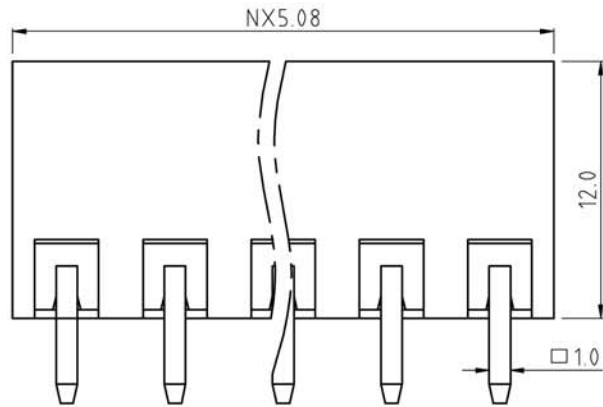
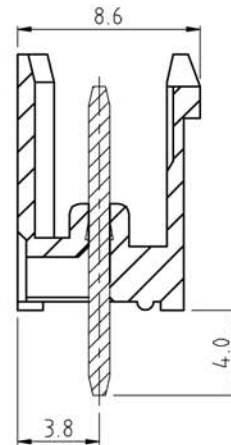


SIGN	DESCRIPTION	DATE	APPROVER



N=Number of contacts



Technical Data:

Material:

Solder Pin: Copper Alloy, Tin plated  
 Insulator body(housing): Polyamide  
 (Glass filled)(UL94V-0)

Electrical

Voltage rating: 300VAC  
 Current rating: 16A  
 Withstanding Voltage: AC 2500V(1min)

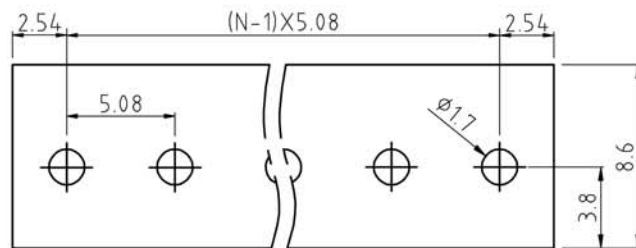
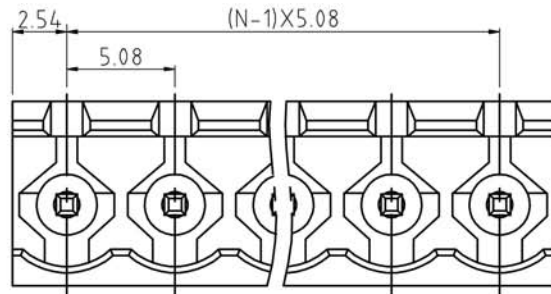
Mechanical:

Using temperature Range: -40°C to +105°C  
 Soldering temperature: +250°C, 5seconds Max.

Ordering Information:

F85-1-E XX-0 0 0 X 0

02	2Pin	5	Green
To	To	6	Blue
24	24Pin	A	Black



PCB. LAYOUT

**WELINK** 上海拓尔普电子科技有限公司  
 Welink International Co., LTD.

TOLERANCE	APPROVED:	NAME: F85-1 Pitch 5.08mm
X: ±0.50	CHECKED:	- Series
X.X: ±0.30	DRAWN: YangMing 2012,06,20	PART NO: F851EXX000X0
X.XX: ±0.20	UNITS: mm	REV: A
X°: ±1°	SCALE: 4 / 1	PAGE: 1 / 1
		DWG NO: 9F851E001A