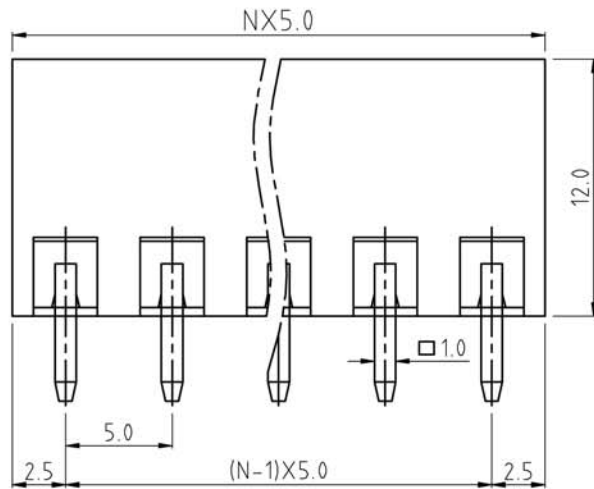
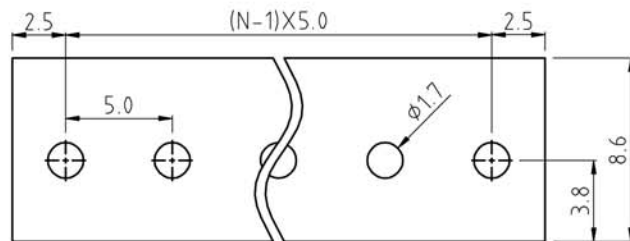
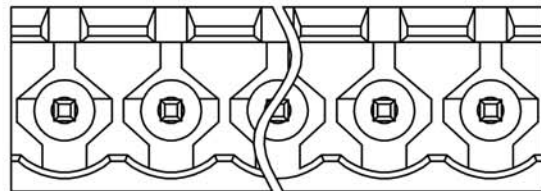
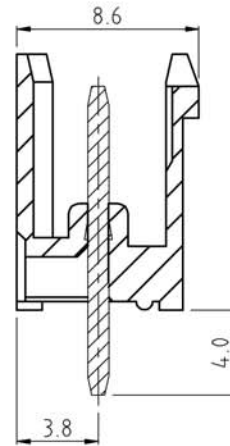


SIGN	DESCRIPTION	DATE	APPROVER



N=Number of contacts



PCB LAYOUT

Technical Data:

Material:

Solder Pin: Copper Alloy, Tin plated
 Insulator body(housing): Polyamide
 (Glass filled)(UL94V-0)

Electrical

Voltage rating: 300VAC
 Current rating: 16A
 Withstanding Voltage: AC 2500V(1min)

Mechanical:

Using temperature Range: -40°C to +105°C
 Soldering temperature: +250°C, 5seconds Max.

Ordering Information:

F85-1-5 XX-0 0 0 X 0

02	2Pin	5	Green
To	To	6	Blue
24	24Pin	A	Black

WELINK 上海拓尔普电子科技有限公司
 Welink International Co., LTD.

TOLERANCE X: ± 0.50 X.X: ± 0.30 X.XX: ± 0.20 X°: $\pm 1^\circ$	APPROVED:	NAME: F85-1 Pitch 5.0mm - Series
	CHECKED:	
	DRAWN: YangMing 2012,06,20	
UNITS: mm	REV: A	PART NO: F8515XX000X0
SCALE: 4 / 1	PAGE: 1 / 1	DWG NO: 9F8515001A