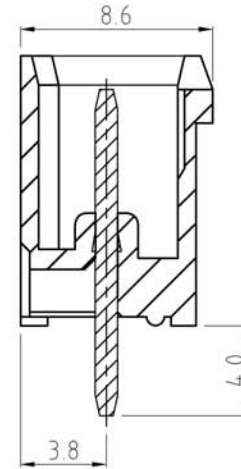
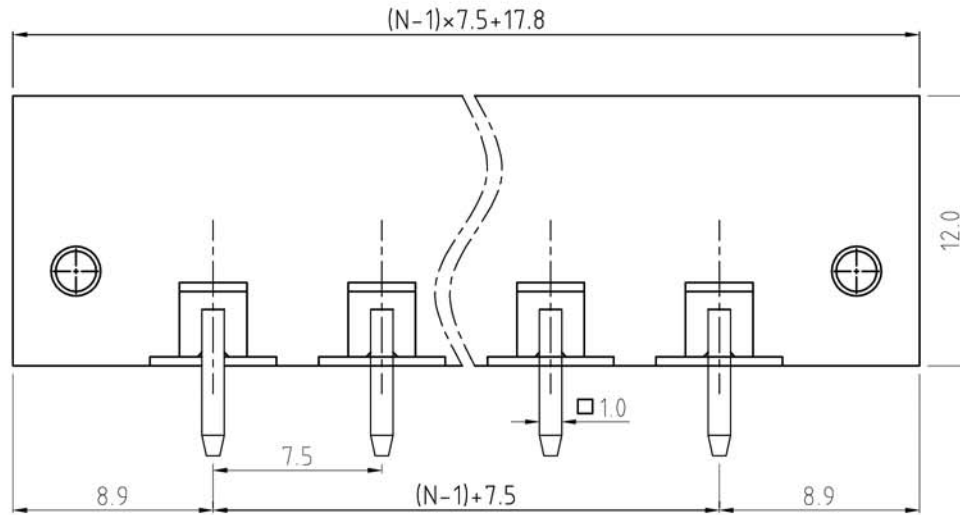


SIGN	DESCRIPTION	DATE	APPROVER



Technical Data:

Material:

Solder Pin: Copper Alloy, Tin plated
 Insulator body(housing): Polyamide
 (Glass filled)(UL94V-0)

Electrical

Voltage rating: 300VAC
 Current rating: 16A
 Withstanding Voltage: AC 2500V(1min)

Mechanical:

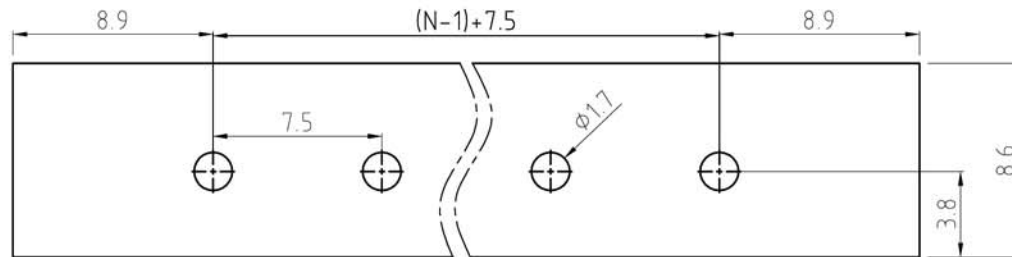
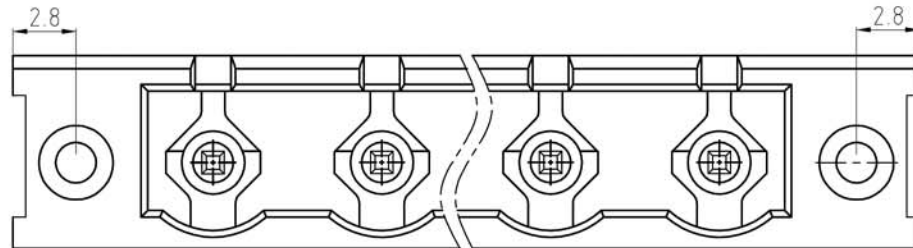
Using temperature Range: -40°C to $+105^{\circ}\text{C}$
 Soldering temperature: $+250^{\circ}\text{C}$, 5seconds Max.

Ordering Information:

F85-6-7 XX-0 0 0 X 0 0 0 0

02	2Pin	5	Green
To	To	6	Blue
24	24Pin	A	Black

N=Number of contacts



PCB LAYOUT

WELINK 上海拓尔普电子科技有限公司
 Welink International Co., LTD.

TOLERANCE X. ± 0.50 X.X ± 0.30 X.XX ± 0.20 X° $\pm 1^{\circ}$	APPROVED:	NAME: F85 - 6 间距 7.5mm -主体有耳耳扣螺母
	CHECKED:	
	DRAWN: West 2018,01,12	
	UNITS: mm REV: A	PART NO: F8567XX000X0000
	SCALE: 4 / 1 PAGE: 1 / 1	DWG NO: 9F8567001A