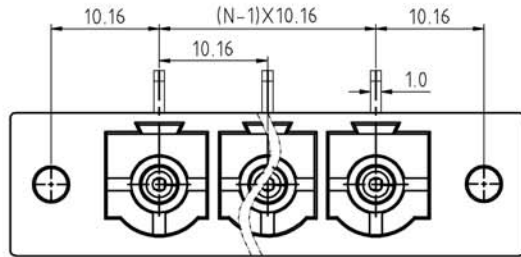
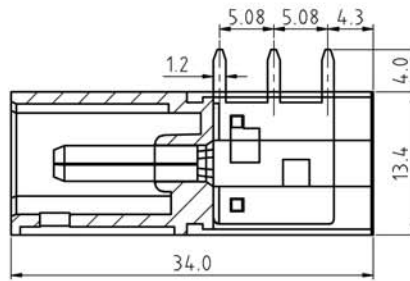


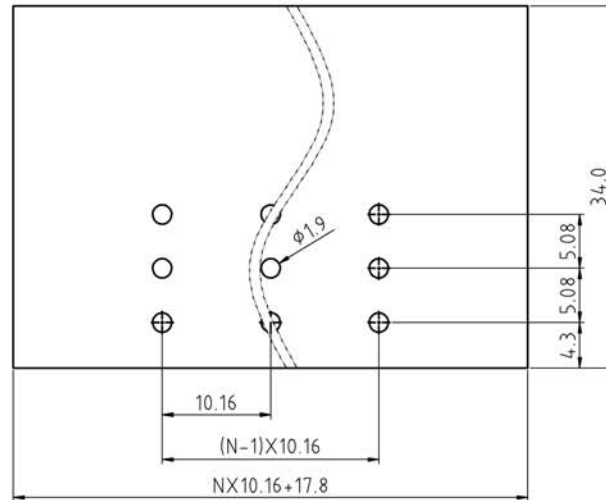
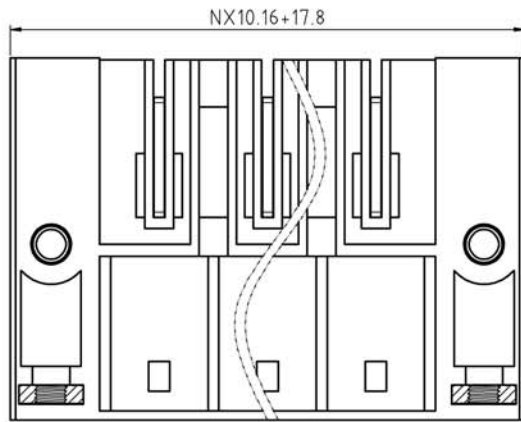
SIGN	DESCRIPTION	DATE	APPROVER



N=Number of contacts



P.C.B. LAYOUT



Technical Data:

Material:

Terminal: Copper Alloy Tin plated

Contact(metal housing): Copper Alloy with Cr3+ plated

Insulator body(housing): Polyamide(Glass filled)(UL94V-0)

Electrical

Voltage rating: 300VAC

Current rating: 60Amps/way max

Withstanding Voltage: 2500VAC(1min) Test time=60sec/1pcs

Mechanical:

Operating temperature: -40°C to +105°C

Soldering reliability:

Test temperature= 250°C±10°C

5 seconds max

Ordering Information:

F88-A-K XX-00 0 X 0

2	02	5	Green
-	-	6	Blue
24	24	8	Grey
		A	Black

WELINK 上海拓尔普电子科技有限公司
Welink International Co., LTD.

TOLERANCE	APPROVED:	NAME: F88 -A - Pitch 10.16mm
X ±0.50	CHECKED:	- Series UP
X.X ±0.30	DRAWN: Yang Ming 2012,06,20	
X.XX ±0.20	UNITS: mm	PART NO: F88AKXX000X0
X° ±1°	SCALE: 2 / 1	DWG NO: 9F88AK001A
	REV: A	
	PAGE: 1 / 1	