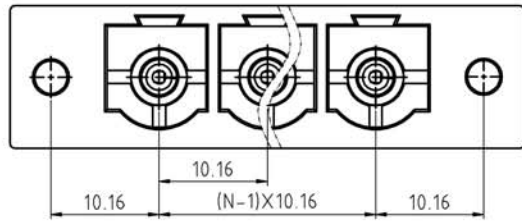
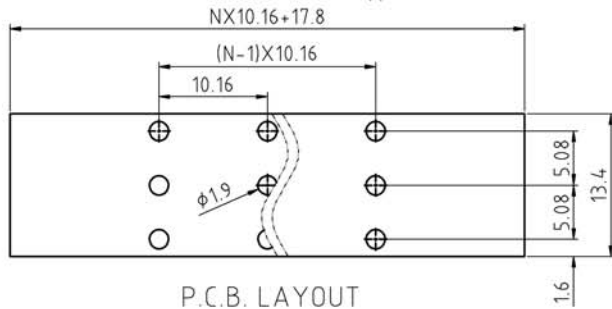
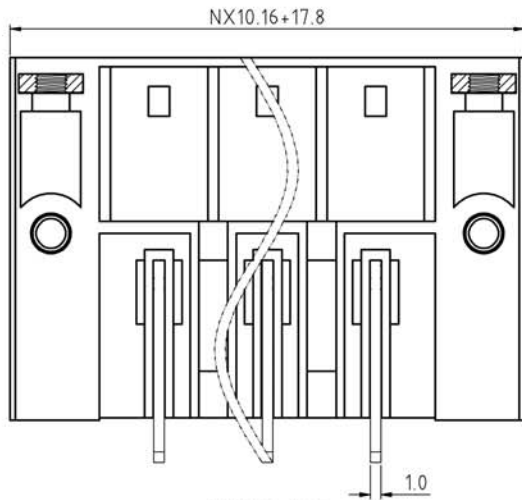


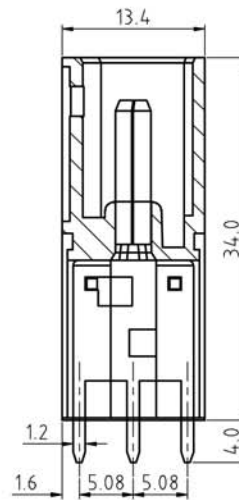
SIGN	DESCRIPTION	DATE	APPROVER



N=Number of contacts



P.C.B. LAYOUT



Technical Data:

Material:

Terminal: Copper Alloy Tin plated

Contact(metal housing): Copper Alloy with Cr3+ plated

Insulator body(housing): Polyamide(Glass filled)(UL94V-0)

Electrical

Voltage rating: 300VAC

Current rating: 60Amps/way max

Withstanding Voltage: 2500VAC(1min) Test time=60sec/1pcs

Mechanical:

Operating temperature: -40°C to +105°C

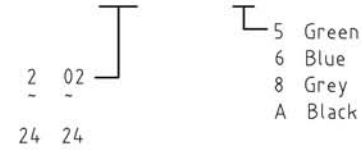
Soldering reliability:

Test temperature= 250°C±10°C

5 seconds max

Ordering Information:

F88-6-K XX-0 0 0 X 0



**WELINK** 上海拓尔普电子科技有限公司  
Welink International Co.,LTD.

TOLERANCE	APPROVED:	NAME: F88 -6 - Pitch 10.16mm
X ±0.50	CHECKED:	- Series
X.X ±0.30	DRAWN: Yang Ming 2012,06,20	PART NO: F886KXX000X0
X.XX ±0.20	UNITS: mm	REV: A
X° ±1°	SCALE: 2 / 1	PAGE: 1 / 1
		DWG NO: 9F886K001A