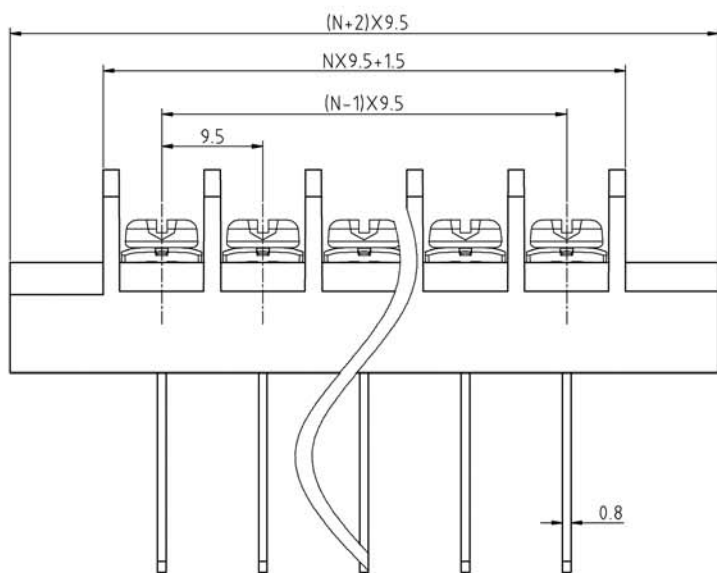
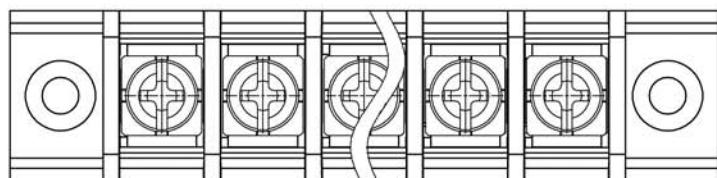
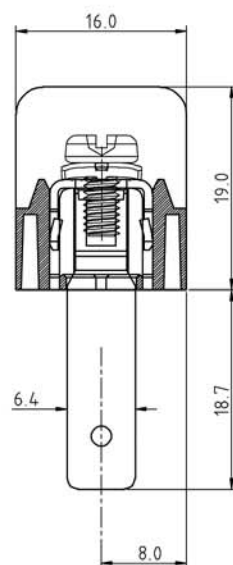
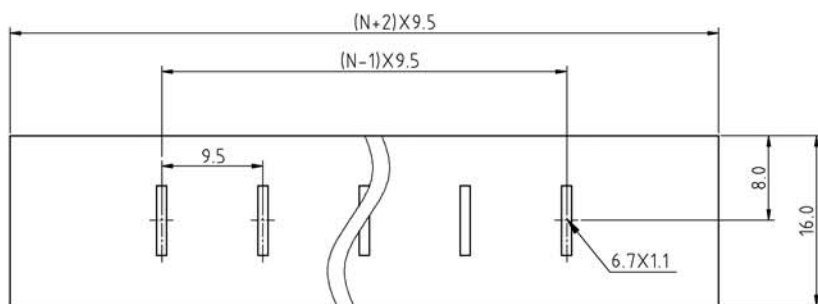


SIGN	DESCRIPTION	DATE	APPROVER

N=Number of contacts



P.C.B LAYOUT



Technical Data:

Material:

Terminals: Copper Alloy, Tin Plated  
 Terminal screw: Steel galvanized with Cr<sup>3+</sup> plated  
 Insulator body (housing): Polyamide (Glass filled) (UL94V-0)

Electrical

Voltage rating: 300VAC  
 Current rating: 25 Amps/way max  
 Contact resistance: 20mΩ (max)  
 Withstanding Voltage: 2500VAC(1min) Test time=60sec/1pcs  
 Wire range: 12-22AWG

Mechanical:

Torque: 10kgf.cm/M3.5  
 Operating temperature: -40°C to +105°C  
 Soldering reliability:  
 Test temperature= 250°C±10°C  
 5 seconds max

Ordering Information:

U112 - 4 - 9 XX - X X X 0

- A Black Pa66
- B Black Pbt
- 1 With flange
- 2 Without flange
- 3 With flange have plastic column
- 4 Without flange have plastic column
- 1 "-"Screw Cr<sup>3+</sup>
- 2 "-/+ "Screw Cr<sup>3+</sup>
- 3 "-"Screw Ni Plated
- 4 "-/+ "Screw Ni Plated
- 02 2Pin
- To To
- 32 32Pin

**WELINK** 上海拓尔普电子科技有限公司  
 Welink International Co., LTD.

TOLERANCE	APPROVED:	NAME:
X ±0.50	CHECKED:	U112-4 Pitch 9.5mm
X.X ±0.30	DRAWN: Yang Ming 2013,07,05	series With flange
X.XX ±0.20	UNITS: mm REV: A	PART NO: U11249XX21B0
X° ±1°	SCALE: 2 / 1 PAGE: 1 / 1	DWG NO: 9U1124001A