
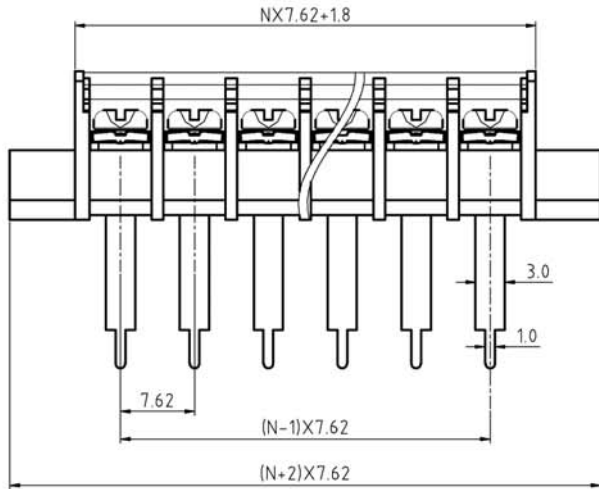


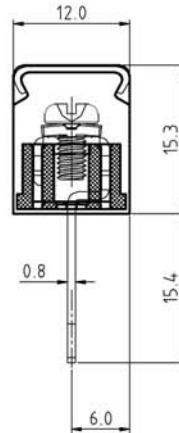
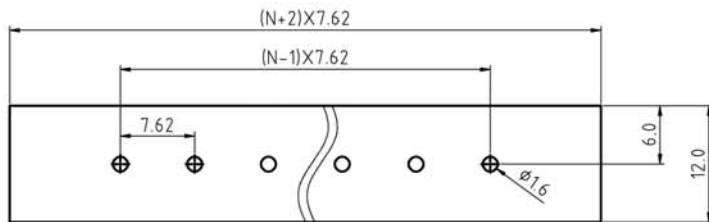
SIGN	DESCRIPTION	DATE	APPROVER



N=Number of contacts



P.C.B LAYOUT



Technical Data:

Material:

Terminals: Copper Alloy, Tin Plated
Terminal screw: Steel galvanized with Cr3+ plated
Cover: PVC(UL94V-0)

Insulator body(housing): Polyamide (Glass filled)(UL94V-0)

Electrical

Voltage rating: 300VAC
Current rating: 10 Amps/way max
Contact resistance: 20mΩ (max)
Withstanding Voltage: 2500VAC(1min) Test time=60sec/1pcs
Wire range: 14-22AWG

Mechanical:

Torque: 8kgf.cm/M3.0
Operating temperature: -40°C to +105°C
Soldering reliability:
Test temperature= 250°C±10°C
5 seconds max

Ordering Information:

U230 - 8 - G XX - X X X 0

- A Black Pa66
- B Black Pbt
- 1 With flange
- 2 Without flange
- 1 "-"Screw Cr³⁺
- 2 "-/+ "Screw Cr³⁺
- 3 "-"Screw Ni Plated
- 4 "-/+ "Screw Ni Plated
- 02 2Pin
- To To
- 32 32Pin

WELINK 上海拓尔普电子科技有限公司
Welink International Co., LTD.

TOLERANCE	APPROVED:	NAME: U230-8 Pitch 7.62mm
X: ±0.50	CHECKED:	series With flange
X.X ±0.30	DRAWN: Yang Ming 2013.10.18	
X.XX ±0.20	UNITS: mm	REV: A
X° ±1°	SCALE: 2/1	PAGE: 1/1
		PART NO: U2308GXX21B0
		DWG NO: 9U2308101A