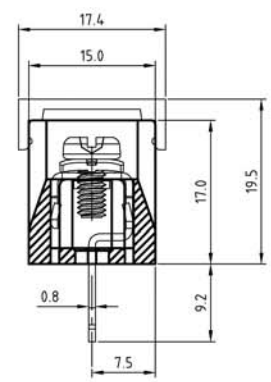
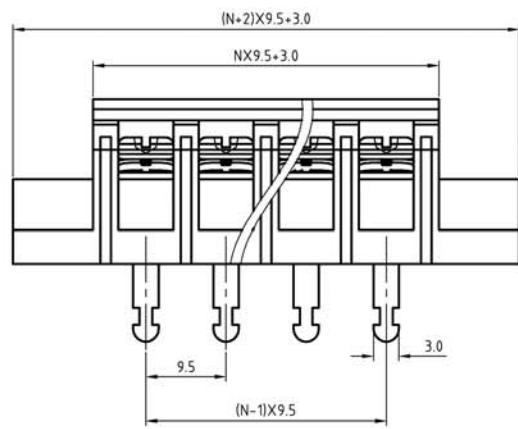
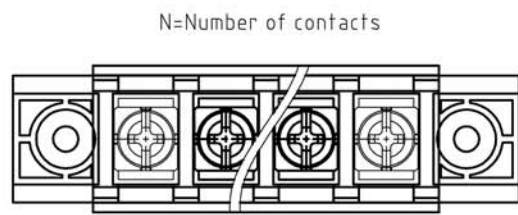
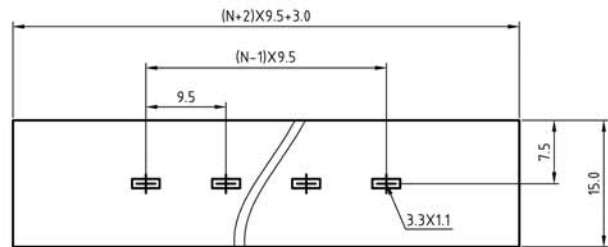


SIGN	DESCRIPTION	DATE	APPROVER



P.C.B LAYOUT



Technical Data:

Material:

- Terminals: Copper Alloy, Tin Plated
- Terminal screw: Steel galvanized with Cr3+ plated
- Cover: PC (UL94V-0)

Insulator body (housing): Polyamide (Glass filled) (UL94V-0)

Electrical

- Voltage rating: 300VAC
- Current rating: 20 Amps/way max
- Contact resistance: 20m Ω (max)
- Withstanding Voltage: 2500VAC(1min) Test time=60sec/1pcs
- Wire range: 14-22AWG

Mechanical:

- Torque: 12kgf.cm/M3.5 Operating temperature: -40°C to +105°C
- Soldering reliability: Test temperature= 250°C±10°C 5 seconds max

Ordering Information:

U250 - 9 - 9 XX - X X X 0

- A Black Pa66
- B Black Pbt
- 1 With flange
- 2 Without flange
- 1 "-" Screw Cr³⁺
- 2 "-/+ " Screw Cr³⁺
- 3 "-" Screw Ni Plated
- 4 "-/+ " Screw Ni Plated
- 02 2Pin
- To To
- 32 32Pin

WELINK 上海拓尔普电子科技有限公司
Welink International Co., LTD.

TOLERANCE X. ±0.50 X.X ±0.30 X.XX ±0.20 X° ±1°	APPROVED:	NAME: U250-9 Pitch 9.5mm series With flange
	CHECKED:	
	DRAWN: Yang Ming 2013,10,21	
	UNITS: mm	REV: A
	SCALE: 1.5/ 1	PAGE: 1 / 1
		PART NO: U25099XX21B0
		DWG NO: 9U2509101A